

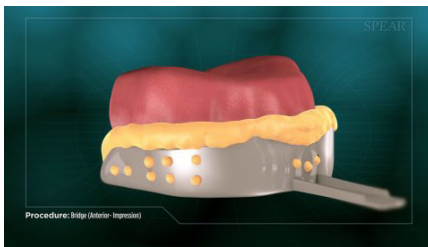
Bridge (Anterior-Impression)



A bridge can be used to replace a missing tooth and restore the appearance and function of your mouth.



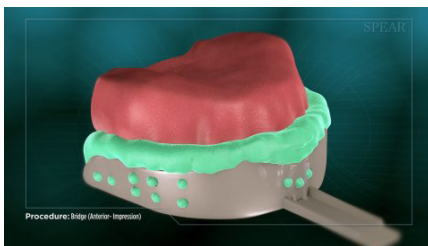
It is a single restoration that uses the teeth neighboring the open space for support. It typically requires multiple appointments to complete this process.



At the first appointment, your doctor will take an impression, or mold of your teeth to make a temporary bridge.



Next, the teeth neighboring the space are prepared to make room for the bridge. They will form the support structure for your new tooth.



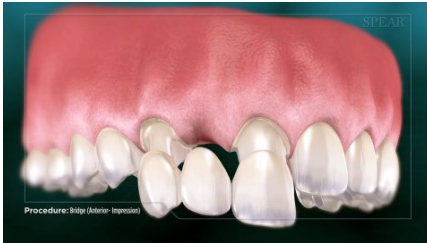
At this point another impression is taken of the prepared teeth, which will be used to craft your permanent bridge.



In the meantime, the temporary bridge is placed while your permanent restoration is being expertly constructed by a dental laboratory.



Bridge (Anterior-Impression)



At a subsequent appointment, the temporary bridge is removed, and the permanent bridge is fitted and attached to your teeth.



Once completed, the area is now restored to optimal function and appearance.

